

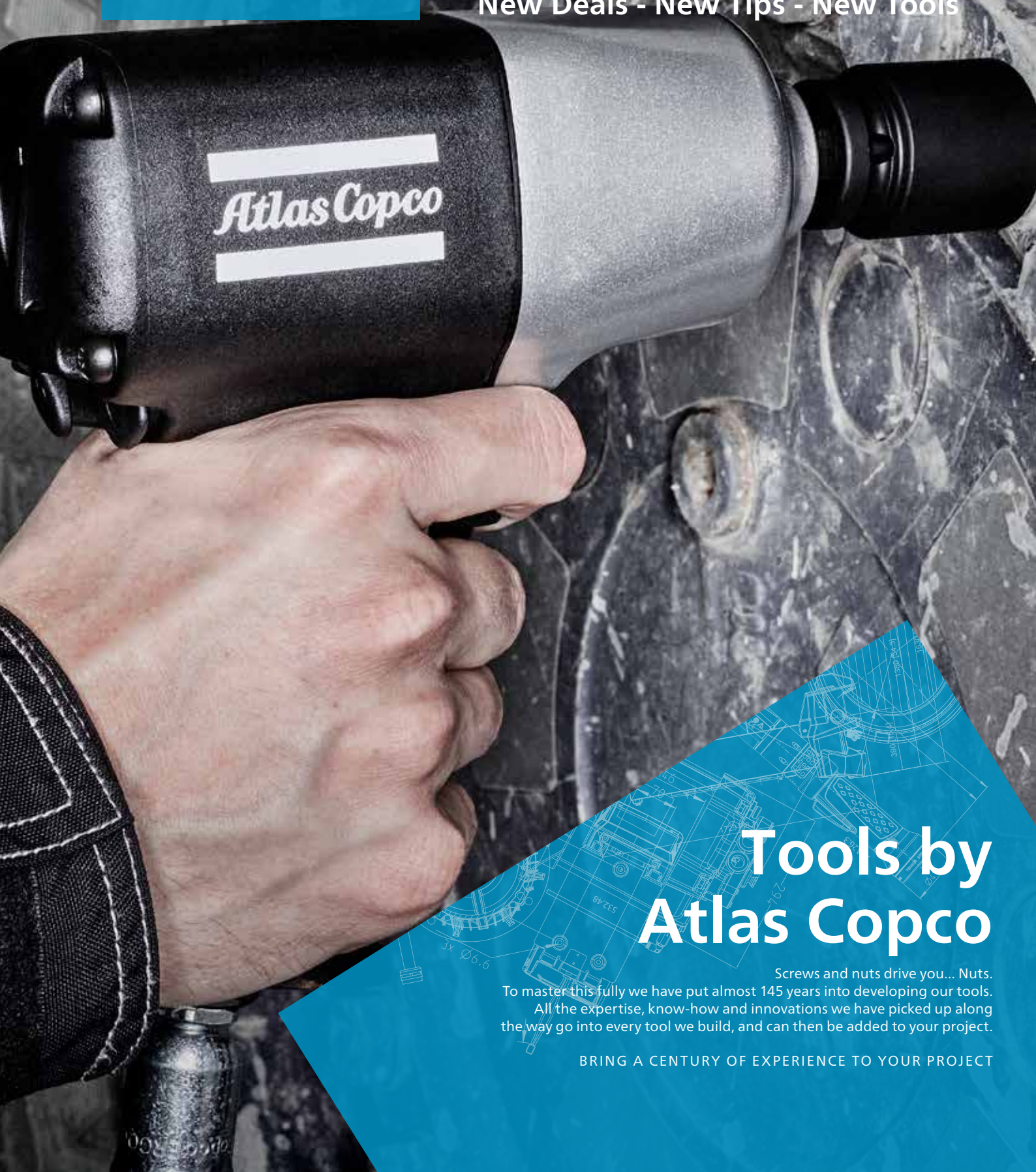


Atlas Copco

TOOL MAGAZINE

Autum/Winter 2022

New Deals - New Tips - New Tools



Tools by Atlas Copco

Screws and nuts drive you... Nuts.
To master this fully we have put almost 145 years into developing our tools.
All the expertise, know-how and innovations we have picked up along
the way go into every tool we build, and can then be added to your project.

BRING A CENTURY OF EXPERIENCE TO YOUR PROJECT

ATLAS COPCO PRO-series



These tools feature a lightweight composite housing that can handle tough environments but at the same time being easy on the operator.

The W29 is equipped with a powerful twin-hammer clutch suitable for the toughest jobs.



PRO Impact Wrenches

W2911 8434 1248 51



Square drive size 1/2 in
Max moment 428 Nm
Length 160 mm
Rec. hose size 10 mm
Weight 1.24 kg
Air inlet thread 1/4 in

2 700:-

W2915 8434 1248 52



Square drive size 1/2 in
Max moment 881 Nm
Length 185 mm
Rec. hose size 10 mm
Weight 1.98 kg
Air inlet thread 1/4 in

2 800:-

W2920 8434 1248 53



Square drive size 3/4 in
Max moment 1 763 Nm
Length 218 mm
Rec. hose size 13 mm
Weight 3.24 kg
Air inlet thread 3/8 in

6 200:-

W2428 8434 1248 60

These tools features a robust housing and can handle tough environments providing fast run-down and tightening. They have powerful impact mechanisms for fast run down with four torque settings. The W24-series features compact pistol to larger straight models for many different applications.



Square drive size 1 in
Max moment 2 712 Nm
Length 345 mm
Rec. hose size 19 mm
Weight 10.5 kg
Air inlet thread 1/2 in

9 600:-

Torque Wrenches ACTW

Atlas Copco PRO Torque Wrenches are manufactured to meet global standards of accuracy for customer torquing needs. The series can be used as a stand-alone product or together with Atlas Copco Impact Wrenches to ensure that the correct torque has been applied for non-critical applications. All of these click type torque wrenches come with a quality ratchet head that provides a distinctive and audible click sound. The series comes in different models covering a torque range of 5-1000 Nm. The series provides a $\pm 4\%$ accuracy based on the EN ISO 6789-1:2017 standard.

Model	Drive square [in]	Torque range [Nm]	Weight [kg]	Length [mm]	Part Number	Price
ACTW05	1/4"	5-25	0.4	248	8434 0300 01	1 650:-
ACTW20	3/8"	20-100	1.2	408	8434 0300 02	1 650:-
ACTW40	1/2"	40-200	1.6	519	8434 0300 03	1 650:-
ACTW150	3/4"	150-750	5.72	1124	8434 0300 04	6 100:-
ACTW200	1"	200-1000	6.52	1224	8434 0300 05	7 500:-

Accessories



WS1001 | 290:-



WS1002 | 350:-



WS1003 | 620:-

Model	Square drive size [in]	Socket type	Number of sockets	Sockets include [mm]	Ordering No.	Price
PRO WS1001	3/8"	Metric impact socket	13	7, 8, 9, 10, 11, 12, 13, 14, 15, 16, 17, 18, 19	4112 0607 91	290:-
PRO WS1002	1/2"	Metric impact socket	1.2	10, 11, 12, 13, 14, 15, 16, 17, 18, 19, 21, 22, 26, 27	4112 0607 92	350:-
PRO WS1003	1/2"	Metric deep impact socket	14	10, 11, 12, 13, 14, 15, 16, 17, 18, 19, 21, 22, 26, 27	4112 0607 93	620:-



PRO ACTW Torque Wrenches

Contact your Atlas Copco Distributor to buy these tools

D2112Q
8421 0405 10



The PRO Pistol Drill D21 offers speed, power, accuracy and a smooth quiet operation. The tool features an ergonomically designed handle, soft-start trigger and air exhaust. They are also available with a keyed chuck or quick change chuck.



Chuch capacity 10 mm
Rec hose size 10 mm
Weight 1 kg
Free speed 5400 r/min
Air inlet thread 1/4 in

3 400:-

C1050
8424 1110 50



File shank opening 5 mm
Length 148 mm
Rec hose size 6.3 mm
Stroke length 5 mm
Weight 0.52 kg
Air inlet thread BSP 1/4"

2 600:-

G2551
8425 0103 51



Stroke 11 mm
Rec hose size 10 mm
Length 435 mm
Weight 2.95 kg
Sound pressure 85 dB(A)
Air inlet thread BSP 1/4

5 200:-

Accessories

	Ordering No.	Price
Chisel	3085 0400 47	230:-
Chisel	3085 0400 48	390:-
Chisel	3085 0400 49	270:-
Chisel	3085 0400 50	320:-

G2302 KIT
8423 0312 15



MAX Free speed 17000
Max output 0,175Kw
Spindelgänga UNC 1/4"
Height 132 mm
Height over spindle 110 mm
Length 109 mm
Max pad dia 75 mm
Rec hose size 10 mm
Weight 0.6 kg
Air inlet thread BSP 1/4 in

2 500:-

G2422-1
8425 0103 51

Robust extended die grinder for grinding and finishing in general industry.



- 6mm collet
- 20000rpm
- 350W
- 277mm length
- 0.7kg
- 6.3bar
- 13l/s

2 900:-



G2302
8423 0312 14 **1 800:-**

MAX Free speed 17000
Max output 0,175Kw
Spindelgänga UNC 1/4"
Height 132 mm
Height over spindle 110 mm
Length 109 mm
Max pad dia 75 mm
Rec hose size 10 mm
Weight 0.6 kg
Air inlet thread BSP 1/4 in


G2412-1
8423 0312 21



- 6mm collet
- 20000rpm
- 350W
- 178mm length
- 0.5kg
- 6.3bar
- 13l/s

2 400:-

G2420
8423 0304 20



Belt sander for precision sanding. Head rotation ensures versatile solution for many applications.

- 1500rpm
- 350W
- 19x520mm belt dimension
- 1kg
- 6.3 bar
- 11l/s

3 800:-

Accessories

	Grit size				Price
	40+	60+	80+	120+	
G2410 Sanding belt					
20 pcs, 6 x 305 mm (1/4"x12")	4170 1208 00	4170 1208 02	4170 1208 03	4170 1208 04	520:-
20 pcs, 13 x 305 mm (1/2"x12")	4170 1208 05	4170 1208 06	4170 1208 07	4170 1208 08	520:-
G2420 Sanding belt					
20 pcs, 19 x 520 mm (3/4"x20-1/2")	4170 1208 13	4170 1208 14	4170 1208 15	4170 1208 16	1100:-

Contact your Atlas Copco Distributor to buy these tools

THE YELLOW CORNER – Pistol Impact Wrench

LMS18



LMS38



LMS58



LMS28



LMS48



Pistol Impact Wrench LMS

Designed to provide dependability and a long, trouble-free service life in the toughest conditions. The LMS is a non shut-off impact wrench with extraordinary power to weight qualities and virtually no reaction force during tightening, typically used where fast tightening or disassembly is needed.

Its innovative and unique Grease Retaining System ensures maximum tool performance with long service intervals.

Model	Max free Max torque	Torque range max	Torque range min	Length [mm]	Weight [kg]	Air inlet thread	Air consumption	Rec.hose size [mm]	Free speed	Sound pressure	Ordering No.
Pistol Impact Wrench LMS											
LMS18	120 Nm	90 Nm	10 Nm	148 mm	1.45 kg	1/4 in	6.5 l/s	10 mm	8100 r/min	90 dB(A)	8434 1180 01
LMS28	390 Nm	30 Nm	210 Nm	146 mm	1.85 kg	3/8 in	8.5 l/s	10 mm	9500 r/min	90 dB(A)	8434 1280 00
LMS38	850 Nm	375 Nm	40 Nm	167 mm	2.6 kg	3/8 in	10 l/s	10 mm	8000 r/min	88 dB(A)	8434 1380 00
LMS48	1375 Nm	550 Nm	100 Nm	173 mm	3.3 kg	3/8 in	12 l/s	12.5 mm	6500 r/min	89 dB(A)	8434 1480 00
LMS58	1900 Nm	800 Nm	300 Nm	210 mm	4.8 kg	3/8 in	14.5 l/s	12.5 mm	5500 r/min	92 dB(A)	8434 1580 00



Contact your Atlas Copco Distributor for price and availability

Straight Impact Wrench LMS



LMS08



LMS68



LMS88

Model	Max torque	Torque range max	Impacts per min	Length [mm]	Weight [kg]	Air inlet thread	Air consumption	Rec hose size [mm]	Free speed	Sound pressure	Ordering No.
Straight Impact Wrench LMS											
LMS08	60 Nm	35 Nm	1650 per-min	185 mm	0.85 kg	1/4 in	5.5 l/s	6.3 mm	12500 r/min	96 dB(A)	8434 1081 06
LMS68	4450 Nm	1800 Nm	780 per-min	339 mm	9.6 kg	1/2 in	28 l/s	16 mm	5000 r/min	109 dB(A)	8434 1680 00
LMS88	10000 Nm	5500 Nm	540 per-min	381 mm	15 kg	1/2 in	33 l/s	16 mm	3800 r/min	100 dB(A)	8434 1880 00

Service Kits have been created with the aim to keep downtime to a minimum.

Service Kits

	Ordering No.
Straight Impact Wrench LMS	
LMS08	4081 0465 90
LMS18	4081 0466 90
LMS28	4081 0467 90
LMS38	4081 0468 90
LMS48	4081 0461 90
LMS58	4081 0445 90
LMS68	4081 0442 90
LMS88	4081 0443 90



Contact your Atlas Copco Distributor for price and availability

High torque battery tools SRB HA

The SRB HA has three models, each one designed to suit various users. All models, are equipped with a transducer and a dual trigger. The digital version can be used straight out of the box, with a set and go function using the HMI.

The Smart model has a built in network, so any device with WiFi can log in, configure the tool and receive data, with no external software required. The Connected model has the additional functionality to connect to the PF6000, enabling the user to send live to the controller or any other system, increasing process control and traceability.



SRB HA for all applications

Digital

- Torque
- Set & Go on Tool

Smart

- Torque and / or angle
- Psets & Batch
- Data Collection

Connected

- Connected to PF6000
- Full function



SRB HA

SRB HA Tool data

Model	Square drive	Torque range Nm	Speed rpm	Weight kg*	Length mm	CS distance	Ordering number
ETP SRB81-1300 HA	3/4"	390-1300	23	5,5	378	32	8433 2506 11
ETP SRB81-2400-HA	1"	720-2400	11	6,8	428	35,5	8433 2507 11
ETP SRB81-3400-HA	1"	1020-3400	7	8,5	441	55,5	8433 2500 11
ETP SRB81-4000-HA	1"	1200-4000	5	8,5	441	55,5	8433 2508 11

* With battery

RTP Pneumatic nutrunner

The RTP Pneumatic Nutrunner is designed for tough industrial environments in various segments.

Slim gear pack

To be competitive, our gear pack diameter is among the smallest on the market.

The LMS 8 (impact wrench) series motor and handle is the drive concept. The LMS 8 motor is a well performing air motor, with high speed and low weight.



Atlas Copco RTP

Model	Square drive	Bolt size	Wight	Min Torque	Max torque	Free speed	Ordering number
RTP1300	3/4"	20-27	3,7	5,320	1300	20	8431 1013 10
RTP2600	1"	20-36	5	700	2600	10	8431 1026 10
RTP4100	1"	30-45	8,7	1000	4100	10	8431 1040 10
RTP8100	1 1/2"	33-52	13,5	2200	8100	10	8431 1081 10



Atlas Copco ALA

Blow Gun BG-series

High flow capacity.

- Suspension.
- Plastic body to avoid scratches.
- Air inlet thread in brass.
- Star tip availability for improved safety.
- Complies with OSHA STD1-13.1 and OSHA 1910.95



8202 1006 04 | 140:-
8202 1006 05 | 130:-
8202 1006 06 | 150:-
8202 1006 07 | 190:-

TURBO 13

9093 0057 91

Super-light flexible rubber hose

- Extremely low weight.
- Soft and flexible.
- Antistatic.
- Grinding and welding spatter resistant.
- Working temperature: -30°C to +70°C.
- 20m coil
- max air flow 21l/s
- hose inside diameter 13mm



1 900:-

Atlas Copco Optimizer air tool oil

for lubricating pneumatic tools.

- Provides a better working environment.
- Excellent antiwear properties.
- Minimizes wear on components.



Extends tool life

9090 0000 02 - 0,5l - 108:-
9090 0000 04 - 1l - 170:-
9090 0000 06 - 4l - 610:-

HM OPEN 12-15

8202 1183 36

- Spatter resistant rubber hose.
- Outlet roller position can be adjusted through 120 degrees for optimal pull-out angle.
- Hose end provided with steel spiral hose protector
- Latch function is easily disengaged.
- Spring tension is easily adjusted.
- Floor, wall or ceiling mounting.
- Working temperature: -10°C - +60°C.
- Max working pressure: 15 bar.
- Inlet hose length: 1 m.
- Max air flow capacity 17l/s
- Hose length 15m
- Connection distribution hose 1/2"



5 700:-

HM LIGHT 10-10

8202 1183 32

- Snap-on, pivoting wall bracket.
- PVC/PUR hose.
- Hose end provided with pressed fitting
- Hose easily replaced when needed.
- Drum with ball bearings on both sides.
- Working temperature: 0°C - +50°C.
- Inlet hose length: 1 m.
- Max airflow capacity 10l/s
- Hose length 10m
- Max working pressure 15bar
- Inlet hose inside diameter (cut of hose) 10 mm
- Connection distribution hose 3/8"



2 500:-

HM OPEN XL 19-15

8202 1183 39

- Spatter resistant rubber hose.
- Floor, wall or ceiling mounting.
- Revolving hinge for flexible use.
- Working temperature: -10°C - +60°C.
- Max working pressure: 15 bar.
- Inlet hose length: 1 m.
- Max air flow capacity 44l/s
- Connection distribution hose 3/4"
- Hose length 15m



11 000:-

MultiFlex swivel

- Ergonomic.
- Reduces hose wear.
- High flow capacity.
- Minimum pressure drop.
- Strong and durable.



Model	Max rec. air flow ³ [l/s]	Inlet female [in]	Thred		Weight [g]	Lengt [mm]	Dia [mm]	Ordering No.	Price
			Outlet male [in]						
Standard									
MultiFlex 1/8" BSP	12	1/8	1/8		73	66.2	24	8202 1350 18	690:-
MultiFlex 1/4" BSP	12	1/4	1/4		73	66.2	24	8202 1350 20	690:-
MultiFlex 3/8" BSP	32	3/8	3/8		130	80.6	29.5	8202 1350 22	930:-
MultiFlex 1/2" BSP	32	1/2	1/2		125	80.6	29.5	8202 1350 24	930:-



MultiFlex swivel



Atlas Copco climate ambitions

Contact your Atlas Copco Distributor to buy these tools

What is Smart Portal?

- A modern E-commerce platform based on Intershop solution
- Provide customers with a browsable catalog, rich product content and a complete order and checkout process
- Replaces Shop Online
- Integrates with various systems within the ITBA Organization
- A Future Ready Platform that allows us to add functionality and analytics and serves tree brands globally



A fast and easy-to-use E-commerce platform

- Using the latest technology to enable an enhanced customer experience

Enabling B2B self service

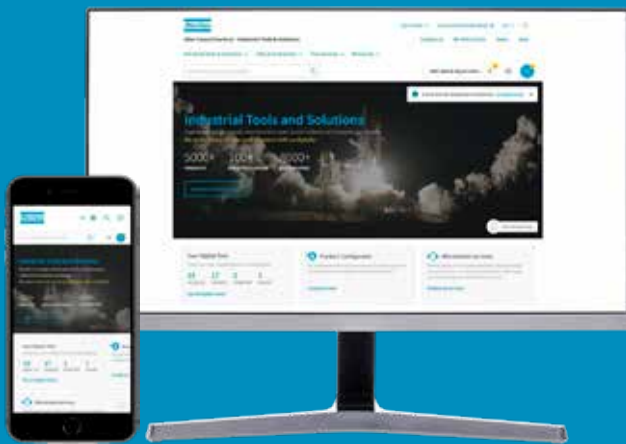
- Order placement, track and trace 24/7

Easy access to product information

- Technical data and specifications
- Related accessories and spare parts
- Features and benefits, product images and related documents

Improves the digital sales process

- Free up your sales team to spend more quality time with customers
- Grow your Business by upsell and cross-sell



Atlas Copco

Atlas Copco
+46 8 743 90 40
kundtjanst.it@se.atlascopco.com
www.atlascopco.com/sv-se/itba



Atlas Copco Products



Atlas Copco Product Catalog